

January 2023 Statistics

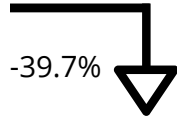
Compared to January 2022




Units Sold



Average Sale Price



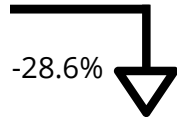
91



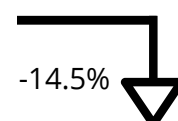
\$724,037



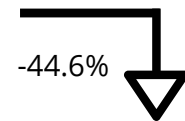
Excluding Barrie



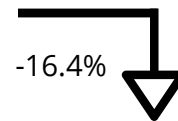
197



\$861,842



3,100



\$1,038,668

January 2023



All Residential Homes

Units Sold **288**
▼ -32.6%

Average Sale Price **\$818,299**
▼ -16.7%



Detached Homes

Units Sold **58**
▼ -40.8%

Average Sale Price **\$837,220**
▼ -21.8%



Condominiums

Units Sold **19**
▼ -17.4%

Average Sale Price **\$463,476**
▼ -21.9%

Simcoe County 2023 Year-to-Date



288

Total Units Sold



\$818,299

Average Price

Prepared by: _____ Company: _____ Email: _____ Phone: _____