



May 2023 Statistics



Compared to May 2022

 Units Sold

 Average Sale Price


 **Barrie**  18.5% 237

 -8.0% \$769,947

 **COUNTY OF SIMCOE**  9.5% 482
Excluding Barrie

 -14.1% \$801,664

 **TORONTO**  24.7% 9,012



 -1.2% \$1,196,101

May 2023



All Residential Homes



 **719**
Units Sold  12.3%

 **\$791,210**
Average Sale Price  -12.4%



Detached Homes

 **151**
Units Sold  14.4%

 **\$864,604**
Average Sale Price  -6.5%







Condominiums

 **45**
Units Sold  80.0%

 **\$545,129**
Average Sale Price  -7.4%

Simcoe County 2023 Year-to-Date

 -19.5%  **2,596**
Total Units Sold

 -17.3%  **\$790,064**
Average Price

Prepared by: _____ Company: _____ Email: _____ Phone: _____