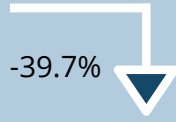


January 2023 Statistics

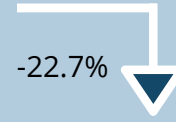
Compared to January 2022

Units Sold

Average Sale Price




91




\$724,037

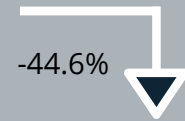
Excluding Barrie




197



\$861,842



3,100



\$1,038,668

January 2023

All Residential Homes

288
Units Sold -32.6%

\$818,299
Average Sale Price -16.7%

Detached Homes

58
Units Sold -40.8%

\$837,220
Average Sale Price -21.8%

Condominiums

19
Units Sold -17.4%

\$463,476
Average Sale Price -21.9%

Simcoe County 2023 Year-to-Date



Prepared by: _____ Company: _____ Email: _____ Phone: _____