


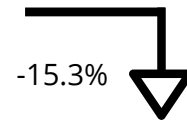
# April 2023 Statistics


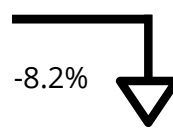
Compared to April 2022

 Units Sold

 Average Sale Price

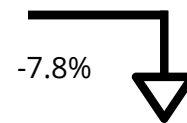
 **Barrie**  1.5% 204

 -15.3% \$755,382

 **COUNTY OF SIMCOE**  -8.2% 437  
Excluding Barrie

 -11.3% \$809,894

 **TORONTO**  -5.2% 7,531

 -7.8% \$1,153,269

## April 2023



### All Residential Homes



 641  
Units Sold  -5.3%

 \$792,545  
Average Sale Price  -12.6%



### Detached Homes

 124  
Units Sold  -6.8%

 \$849,040  
Average Sale Price  -14.9%







### Condominiums

 38  
Units Sold  8.6%

 \$550,883  
Average Sale Price  -11.0%

## Simcoe County 2023 Year-to-Date

 -27.4%  1,878  
Total Units Sold

 -18.5%  \$789,492  
Average Price

Prepared by: \_\_\_\_\_ Company: \_\_\_\_\_ Email: \_\_\_\_\_ Phone: \_\_\_\_\_