

Survey of Ontario-Based REALTORS® On OREA's ORWP Initiative: BDAR



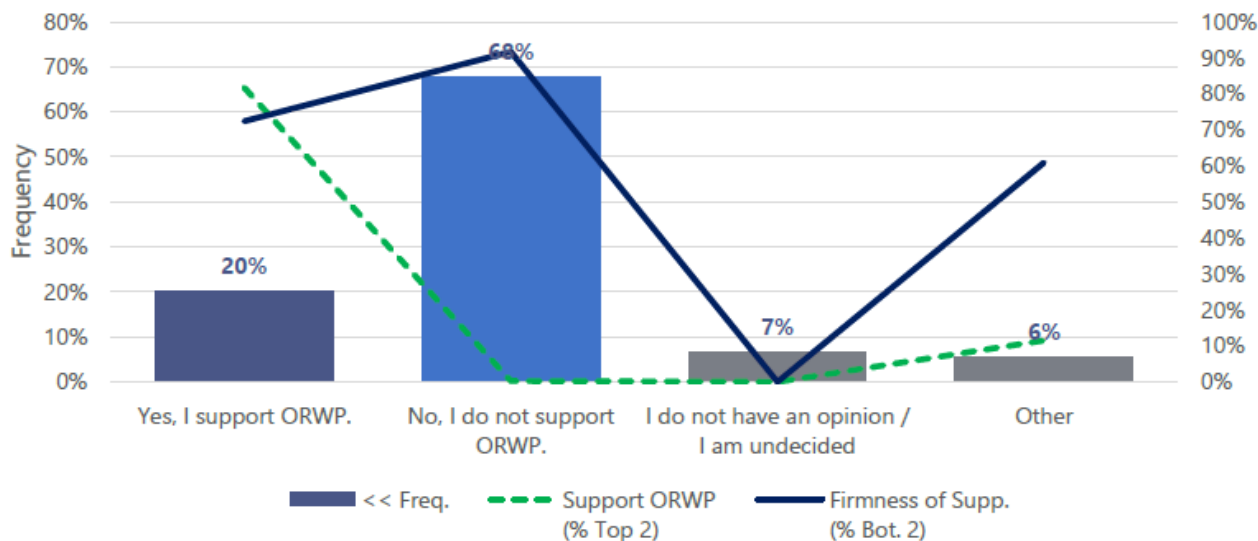
Q05: Do you support OREA's ORWP initiative, as it is proposed?

Theme: Support for OREA's ORWP, as it is Proposed

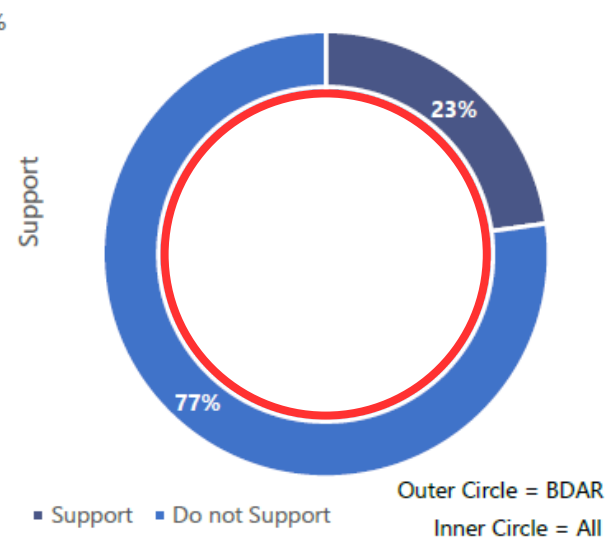
N = 489

Option	Description	BDAR Respondents		All Respondents
		Count	Freq.	
1	Yes, I support ORWP.	98	20%	<div style="border: 2px solid red; padding: 10px; text-align: center;"> <p>combined results of other boards/associations have been redacted.</p> </div>
2	No, I do not support ORWP.	332	68%	
3	I do not have an opinion / I am undecided	32	7%	
0	Other	27	6%	
Net		489	100%	
4	Not applicable / Do not know	0	0%	
NR	No Response / Skipped Question	7		
Total Survey Responses		496		

BDAR Support for OREA's ORWP, as it is Proposed



Support Among Decided



*Q5 %Yes, Q8 % Top 2, Q7 % Bottom 2

Survey of Ontario-Based REALTORS® On OREA's ORWP Initiative: BDAR



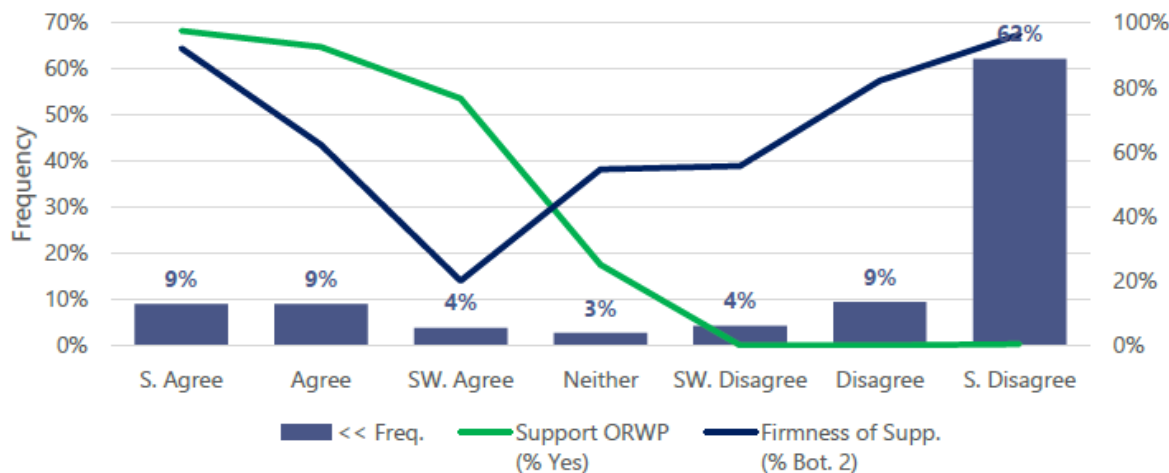
Q08: How strongly do you agree or disagree with the statement, "I support the OREA's ORWP initiative"?

Theme: Scaled Support for OREA's ORWP Initiative, As Proposed.

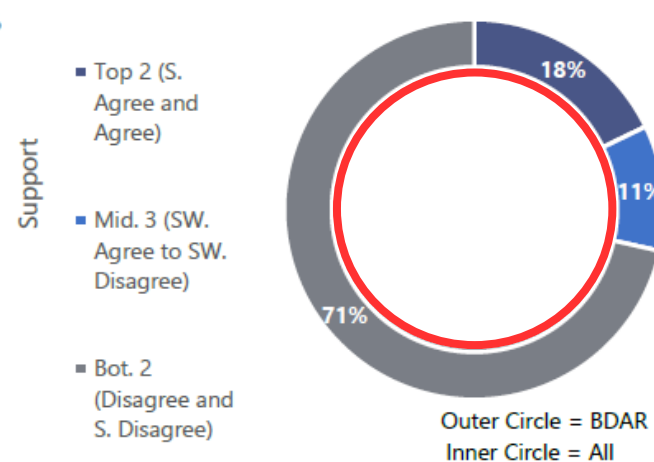
N = 452

Option	Description	BDAR Respondents						All Respondents			
		Count	Freq.	Δ Freq.	Support ORWP (Q5*)	Strength of Supp. (Q8*)	Firmness of Supp. (Q7*)	Freq.	Support ORWP (Q5*)	Strength of Supp. (Q8*)	Firmness of Supp. (Q7*)
1	Strongly agree	40	9%	-2%	98%	100%	92%	11%	96%	100%	93%
2	Agree	40	9%	-1%	93%	100%	62%	10%	93%	100%	71%
3	Somewhat agree	17	4%	-2%	76%	0%	20%	5%	60%	0%	29%
4	Neither agree nor disagree	12	3%	0%	25%	0%	55%	3%	18%	0%	30%
5	Somewhat disagree	19	4%	1%	0%	0%	56%	4%	2%	0%	43%
6	Disagree	42	9%	-2%	0%	0%	82%	11%	0%	0%	75%
7	Strongly disagree	279	62%	6%	0%	0%	96%	56%	0%	0%	97%
Net		449	100%		20%	18%	86%	100%	22%	21%	84%
8	Not applicable / Do not know	3	1%	0%				1%			
NR	No Response / Skipped Question	44									
Total Survey Responses		496									

BDAR Scaled Support for OREA's ORWP Initiative, As Proposed.



Support for Initiative



*Q5 %Yes, Q8 % Top 2, Q7 % Bottom 2

